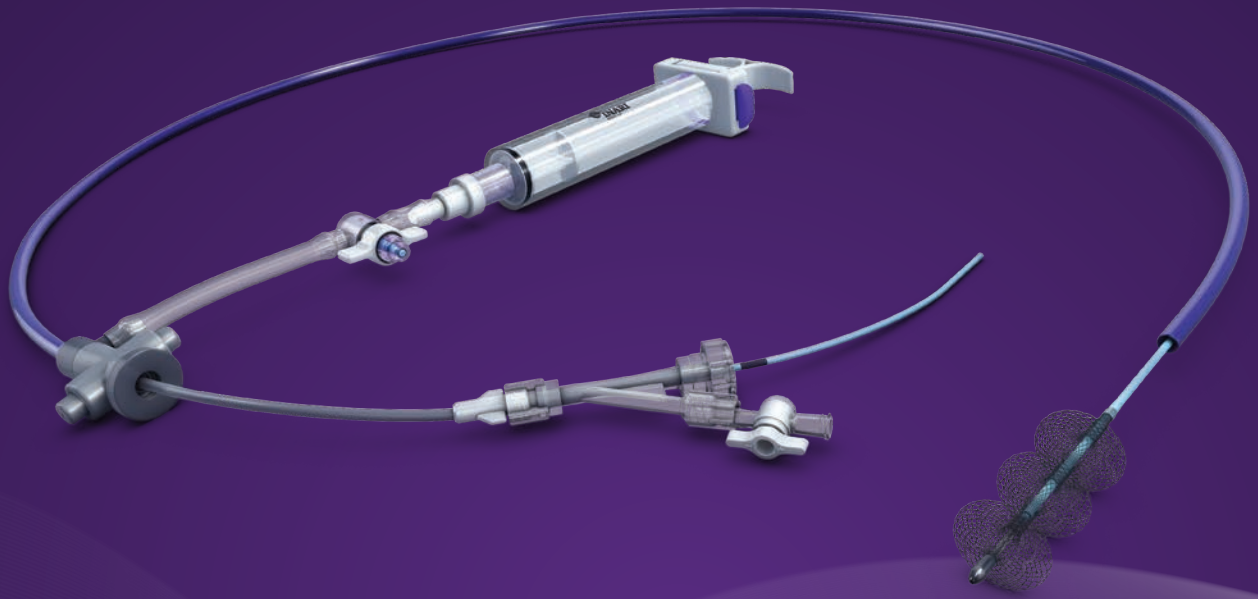

Treat PE Differently

Purpose-Driven Innovation. Proven Clinical Performance.

The **FlowTriever®** system // Designed for the single-session, lytic-free treatment of pulmonary embolism (PE)

INARI MEDICAL®

Transforming the lives of patients suffering from PE

The **FlowTriever** system offers patients suffering from acute PE immediate symptom relief and reversal of right heart strain that can lead to mortality and long-term morbidity.[1]

280,000 intermediate and high-risk PE diagnosed each year in US[2]

30-day all-cause mortality rates as high as **30%**[3]

PE is the **3rd leading cause** of cardiovascular death[3]

Affects patients of **all ages**[4]

Purpose-built for the treatment of pulmonary embolism (PE)

Triever catheters deliver large-bore aspiration for rapid clot removal and immediate symptom improvement.



Triever16®, Triever20®, and Triever24® catheters are highly trackable to navigate tortuous anatomy.

Industry-leading aspiration rates

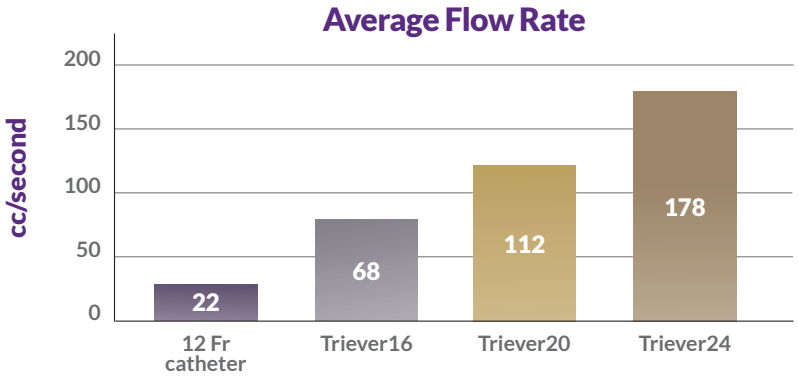

Rapid aspiration for large clot removal

Triever catheters are designed for the lytic-free, single-session treatment of PE.

Innovation to improve patient outcomes

1st
PE indication*

+35,000
patients treated

13
purpose-built products

The **FlowTriever** system offers physicians the latest technology backed by leading clinical evidence to better the lives of patients.

*mechanical thrombectomy device

FLASH registry

is the largest, prospective interventional registry of PE with 800 patients enrolled across 50 US sites.

Characteristic	n (%) or mean± SD
Age, years	61.2±14.6
Concomitant DVT	512 (65.0%)
Lytics contraindication	256 (32.1%)

Intermediate-risk and **high-risk PE patients** have the greatest risk of hemodynamic decompensation.[2]

Characteristic	n (%) or mean± SD
High-risk PE	63 (7.9%)
Intermediate-high risk	611 (76.7%)
Intermediate-low risk	59 (7.4%)
Intermediate risk unknown	64 (8.0%)
sPESI	1.6±1.1
Positive biomarker(s)†	720 (94.6%)
RV/LV ratio*	1.5±0.5

†elevated BNP and/or troponin
*CT or echo

Immediate hemodynamic improvement[1]

Mean PAP

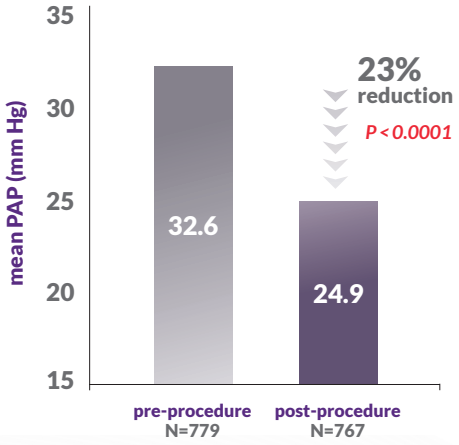

Cardiac Index

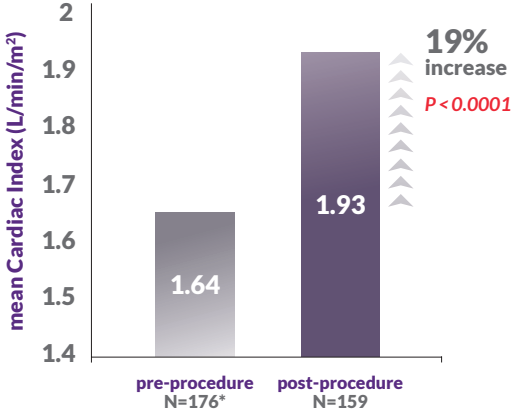

Heart Rate

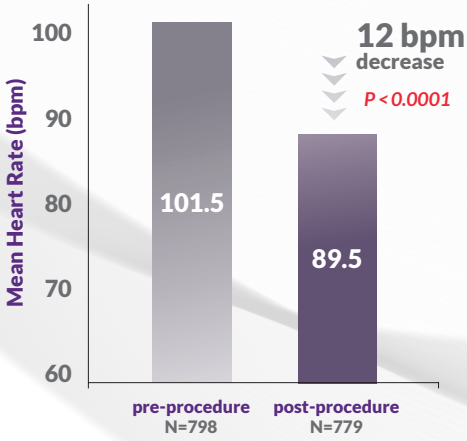

TPVR

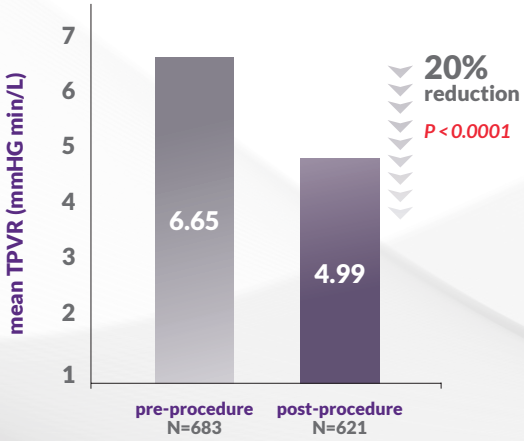

*In patients with cardiac index <2.0 L/min/m² at baseline

Low mortality[1]

<1.0%

all-cause mortality at 30-day follow-up

n=734

Excellent safety results[1]

<1.8% **major adverse events (MAEs)**

at 48-hours

Deliver transformational change in the treatment of PE with the **FlowTriever** system

Triever24®

Market-leading innovation for the treatment of PE

The **FlowTriever** system is rapidly evolving to offer the latest product innovation for optimal treatment.

Triever20 Curve® steerable aspiration catheter



260°
Directionality for improved navigation in challenging anatomies

Compatible with Triever24 catheter for telescopic steerability

FlowSaver® blood return system

Enabling **bloodless thrombectomy.**

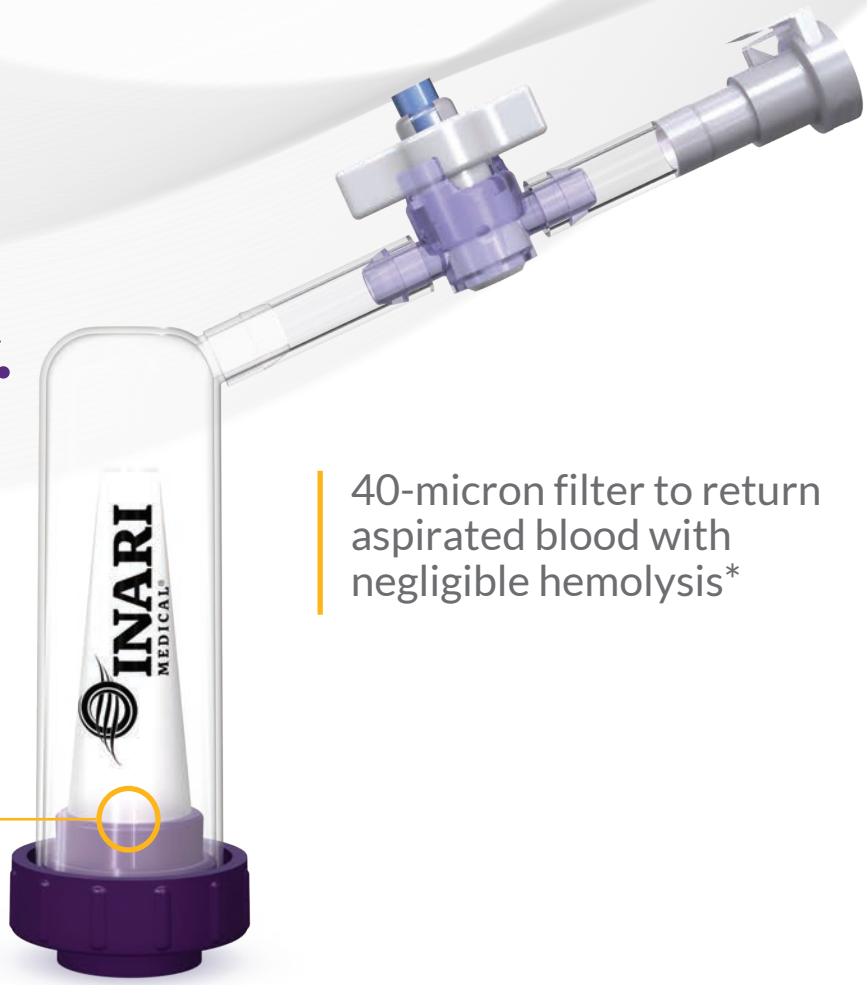

40-micron filter to return aspirated blood with negligible hemolysis*

* <0.1% increase in hemolysis. Data on File.

Intri24® introducer sheath

24 French design **compatible with Triever20 and Triever24 catheters**

33 cm **hydrophilic coated shaft** with radiopaque marker band

Single-hand hemostasis valve operation

FlowStasis® suture retention

Secure.
Comfortable.
Suture Retention.

Temporary suture retention at large bore venous access sites

FlowTriever catheters

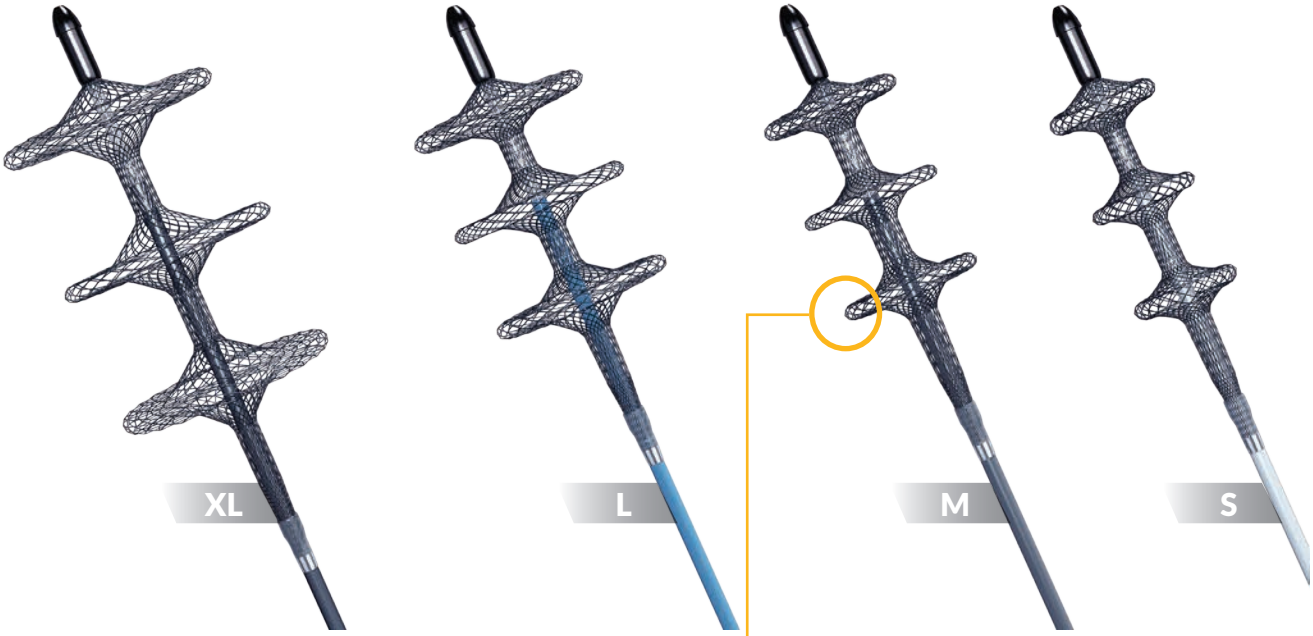

FlowTriever catheters are nitinol disks that conform to the unique anatomy of pulmonary vasculature for the disruption and removal of clot.



To learn more about the **FlowTriever** system visit **InariMedical.com**

References:

1. Toma, C., et al. Acute Outcomes for the Full US Cohort of the FLASH Mechanical Thrombectomy Registry in Pulmonary Embolism. EuroIntervention 2022; Published online ahead of print September 2022.
2. Management estimates based on claims data.
3. Giri, J., et al. Interventional Therapies for Acute Pulmonary Embolism: Current Status and Principles for the Development of Novel Evidence: A Scientific Statement from the American Heart Association. Circulation 2019 Nov.
4. CDC Venous Thromboembolism. Blood clot risk.

Indications for Use: The FlowTriever Retrieval/Aspiration system is indicated for (1) the non-surgical removal of emboli and thrombi from blood vessels; and (2) injection, infusion and/or aspiration of contrast media and other fluids into or from a blood vessel. The FlowTriever Retrieval/Aspiration system is intended for use in the peripheral vasculature and for the treatment of pulmonary embolism. Triever catheters are intended for use in treating clot in transit in the right atrium, but not in conjunction with FlowTriever catheters. The Triever20 Curve is used coaxially within the Triever24 for (1) the non-surgical removal of emboli and thrombi from blood vessels; and (2) injection, infusion, and/or aspiration of contrast media and other fluids into or from a blood vessel. The Triever20 Curve is intended for use in the peripheral vasculature and for the treatment of pulmonary embolism. The Triever20 Curve catheter is not indicated for use with FlowTriever catheters. Triever20 Curve is also intended for use in treating clot in transit in the right atrium, but not in conjunction with FlowTriever catheters. Triever20 Curve must be used within the Triever24. The FlowSaver blood return system is used with Triever catheters for autologous blood transfusion. The FlowStasis device is intended for temporary suture retention following a percutaneous venous procedure. The Intri24 introducer sheath is indicated to provide a conduit for the insertion of endovascular devices into the vasculature while minimizing blood loss associated with such insertions.

See Instructions for Use for complete Indications for Use, contraindications, warnings, and precautions.

Caution: Federal (USA) law restricts this device to sale by or on the order of a physician.

Inari Medical, the Inari logo, FlowTriever, Triever, FlowTriever2, FlowSaver, and FlowStasis are trademarks or service marks of Inari Medical.

All other trademarks or service marks are the property of their respective owners.

MM-01151_Rev.B_EN_2023-01-03

INARI MEDICAL®

6001 Oak Canyon, Suite 100, Irvine, CA 92618-5200 | InariMedical.com